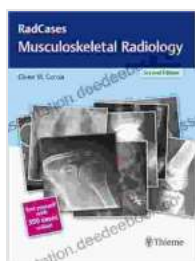


RadCases Musculoskeletal Radiology RadCases Plus: Revolutionizing Medical Education with Interactive Learning

In the ever-evolving field of medical imaging, staying abreast of the latest advancements and techniques is crucial for healthcare professionals. RadCases Musculoskeletal Radiology RadCases Plus stands as an indispensable resource, providing radiologists and medical students with a comprehensive and interactive platform for mastering musculoskeletal imaging interpretation.



Radcases Musculoskeletal Radiology (Radcases Plus Q&A)

★★★★★ 5 out of 5

Language : English
File size : 31214 KB
Text-to-Speech : Enabled
Enhanced typesetting : Enabled
Print length : 224 pages
Screen Reader : Supported



Interactive Case Studies: A Hands-On Approach to Learning

RadCases Plus distinguishes itself with its unique approach to medical education, utilizing interactive case studies that simulate real-world clinical scenarios. These cases feature high-quality imaging studies, including X-rays, CT scans, and MRIs, accompanied by detailed case descriptions and pertinent clinical information.

As users engage with the case studies, they actively participate in the diagnostic process, making observations, formulating differential diagnoses, and selecting appropriate imaging sequences. This hands-on experience fosters a deeper understanding of musculoskeletal anatomy, pathology, and imaging techniques.

Comprehensive Radiology Curriculum: Covering the Spectrum of Musculoskeletal Imaging

RadCases Plus offers a comprehensive radiology curriculum that encompasses the full spectrum of musculoskeletal imaging. From basic anatomy and pathology to advanced imaging techniques, the platform empowers users to develop a solid foundation in musculoskeletal radiology.

- **Anatomy and Pathology:** Explore detailed anatomical structures and pathological processes affecting the musculoskeletal system.
- **Plain Film Imaging:** Master the interpretation of X-rays to identify fractures, dislocations, and other bony abnormalities.
- **CT Imaging:** Gain proficiency in utilizing computed tomography for diagnosing trauma, tumors, and infections.
- **MRI Imaging:** Delve into the intricacies of magnetic resonance imaging, focusing on soft tissue injuries, ligamentous tears, and joint disorders.
- **Advanced Imaging Techniques:** Stay current with the latest advancements in musculoskeletal imaging, including ultrasound, fluoroscopy, and nuclear medicine.

Expert Guidance and Personalized Learning Paths

RadCases Plus is not just a repository of case studies; it's a dynamic learning environment guided by expert radiologists. The platform features insightful commentary, educational pearls, and detailed explanations that enhance the learning experience.

Moreover, RadCases Plus offers personalized learning paths tailored to individual needs and preferences. Users can choose from a variety of modules and cases based on their level of expertise and areas of interest.

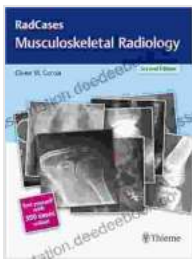
Benefits of RadCases Musculoskeletal Radiology RadCases Plus

- **Enhanced Diagnostic Skills:** Improve your ability to accurately interpret musculoskeletal imaging studies, leading to more confident and precise diagnoses.
- **Increased Clinical Confidence:** Gain practical experience in real-world clinical scenarios, preparing you for the challenges of clinical practice.
- **Advanced Knowledge:** Stay current with the latest advancements in musculoskeletal imaging techniques and best practices.
- **Boosted Retention:** Engage in active learning through interactive case studies, fostering a deeper and more lasting understanding of the subject matter.
- **Preparation for Exams:** Utilize RadCases Plus as a valuable resource for preparing for board exams and continuing medical education (CME) credits.

RadCases Musculoskeletal Radiology RadCases Plus is an invaluable resource for radiologists, medical professionals, and students seeking to

excel in musculoskeletal imaging. Its interactive case studies, comprehensive curriculum, expert guidance, and personalized learning paths provide an unparalleled educational experience that empowers users to deliver exceptional patient care.

Whether you're a seasoned radiologist looking to refine your skills or a medical student eager to build a strong foundation in musculoskeletal imaging, RadCases Plus is the ultimate solution for advancing your knowledge and transforming your practice.



Radcases Musculoskeletal Radiology (Radcases Plus Q&A)


★★★★★ 5 out of 5

Language : English
File size : 31214 KB
Text-to-Speech : Enabled
Enhanced typesetting : Enabled
Print length : 224 pages
Screen Reader : Supported



French Pieces for Flute and Piano: A Journey into Enchanting Melodies

The world of classical music is adorned with countless gems, and among them, the exquisite repertoire of French pieces for flute and piano stands...



The Big Clarinet Songbook: A Musical Treasure for Aspiring Musicians

The clarinet, with its rich and evocative sound, has captured the hearts of music lovers worldwide. For aspiring clarinet players, honing their skills and...