

35 Visually Enchanting Projects Adorned with Breathtaking Floral Motifs

Immerse yourself in the captivating world of floral motifs, where nature's beauty finds exquisite expression in a symphony of colors, shapes, and textures. From intricate embroidery to vibrant paintings and stunning home décor, these 35 projects showcase the versatility and allure of this timeless design element.

1. Floral Bouquet Embroidery Hoop Art



Cute and Easy Crochet with Flowers: 35 beautiful projects using floral motifs by Nicki Trench

★★★★☆ 4.6 out of 5


Language : English
File size : 7523 KB
Text-to-Speech : Enabled
Screen Reader : Supported
Enhanced typesetting : Enabled
Print length : 128 pages





Capture the delicate beauty of a blooming garden in an embroidery hoop. Stitch a vibrant arrangement of petals and leaves in vibrant threads, creating a captivating display of nature's bounty.

2. Floral Mandala Painting on Canvas



Unleash your inner artist with a mesmerizing floral mandala. Paint a circular pattern filled with intricate petals and swirls, creating a harmonious and eye-catching masterpiece.

3. Floral Decoupage Tray



Transform a plain wooden tray into a work of art. Decoupage vintage floral prints onto its surface, creating a charming and nostalgic accent piece for your home décor.

4. Floral Crochet Coaster Set



Add a touch of handmade charm to your coffee table with a set of intricate crochet coasters. Create beautiful floral motifs in delicate yarn, providing a cozy and elegant touch to your home.

5. Floral Pressed Flower Phone Case




Preserve the beauty of nature in a unique way. Create a pressed flower phone case by arranging real petals and leaves in a stunning floral arrangement, offering a glimpse of nature's artistry.

6. Floral Wall Tapestry



Elevate your walls with a vibrant floral tapestry. Choose a design that captures your spirit and weave a unique piece that will add bohemian flair to any room.

7. Floral Papercutting Wall Art



Intricately cut out delicate floral patterns from paper. Frame your creation and display it on a wall for a sophisticated and understated yet eye-catching piece of art.

8. Floral Mosaic Stepping Stone



Create a charming outdoor accent with a floral mosaic stepping stone. Arrange colorful tiles in a captivating design, adding a touch of whimsy to your garden path.

9. Floral Resin Jewelry Set



Preserve the beauty of real flowers in a contemporary way. Encase petals and leaves in clear resin, creating elegant and unique jewelry that captures the essence of nature.

10. Floral Embroidered Pillowcase



Add a touch of romance to your bedroom with a floral embroidered pillowcase. Choose a soft and calming color palette to create a serene and inviting sleep environment.

11. Floral Upcycled Tin Can Planters



Transform ordinary tin cans into charming planters. Paint them in bright and cheerful colors, and add floral motifs for a touch of whimsical flair.

12. Floral Macramé Wall Hanging




Create a bohemian and chic accent piece with a floral macramé wall hanging. Knot and weave intricate patterns, incorporating floral elements for a touch of organic beauty.

13. Floral Watercolor Bookmarks



Add a touch of inspiration to your reading with floral watercolor bookmarks. Paint vibrant petals and leaves on paper, creating unique and colorful bookmarks that will brighten up any book.

14. Floral Embossed Leather Journal



Craft a sophisticated and timeless leather journal with an embossed floral design. Create a unique and personal keepsake that will age beautifully.

15. Floral Fused Glass Suncatcher



Let the sunshine in with a floral fused glass suncatcher. Cut and fuse different colored glass pieces to create a vibrant and eye-catching piece of art.

16. Floral Cross-Stitch Wall Art



Embrace the tradition of cross-stitch with a floral wall art design. Stitch tiny crosses over a canvas to create a breathtaking and intricate piece of needlework.

17. Floral Basket Weaving Project



Learn the ancient art of basket weaving with a floral design project. Weave together natural fibers in vibrant colors to create a functional and beautiful centerpiece.

18. Floral Paper Quilling Earrings



Cute and Easy Crochet with Flowers: 35 beautiful projects using floral motifs

by Nicki Trench

★★★★☆ 4.6 out of 5

Language : English
File size : 7523 KB
Text-to-Speech : Enabled
Screen Reader : Supported
Enhanced typesetting : Enabled
Print length : 128 pages



French Pieces for Flute and Piano: A Journey into Enchanting Melodies

The world of classical music is adorned with countless gems, and among them, the exquisite repertoire of French pieces for flute and piano stands...



The Big Clarinet Songbook: A Musical Treasure for Aspiring Musicians

The clarinet, with its rich and evocative sound, has captured the hearts of music lovers worldwide. For aspiring clarinet players, honing their skills and...